

(Dimension)
 L:220 mm
 W:53 mm
 H:23mm
 Weight: 0.23Kg



■Applications

- .Industrial automation machinery
- .Mechanical,electrical equipment
- .LED slim lighting equipment
- .IT communication equipment
- .Aging equipment

■Features

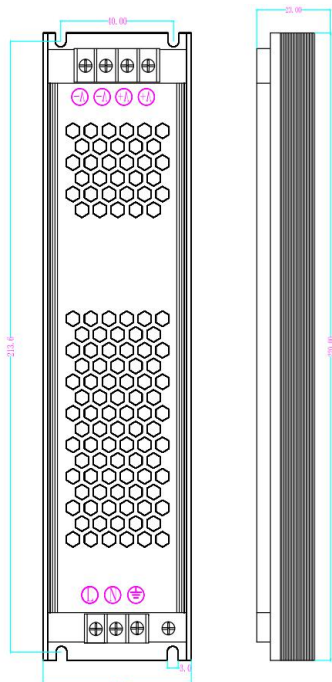
- Over-load,Over-temp. protection
- cooling by free air convection
- LED power indicator
- 100% full load burn-in test
- No-load consumption <0.7W
- Withstand 300VAC surge input for 5 seconds
- Working temperature up to 60℃
- 5G vibration tested
- High efficiency,long life,high reliability
- 2 years warranty



Specifications

Product No.	SSL-150-12	SSL-150-24			
Output	DC voltage	12V	24V		
	Rated Current	12.5A	6.3A		
	Current Range	0-12.5A	0-6.3A		
	Rated Power	150W	150W		
	Ripple and Noise(Max)Note.2	150mVp-p	240mVp-p		
	Voltage adjustment	10.8-13.2V	22-27.6V		
	Voltage tolerance	±1%	±1%		
	Linear Regulation	±0.5%	±0.5%		
	Load Regulation	±0.5%	±0.5%		
	Setup and rise time	1000ms,30ms/230VAC 1000ms,30ms/110V			
Hold up time (Typ)	50ms/230VAC 10ms/115AC				
Input	Voltage range	175-264VAC/120-370VDC			
	Frequency range	50HZ			
	Efficiency (Typ)	85%	86%		
	AC current (Typ)	0.56A/220V			
	Surge (Inrush) current (Typ)	Cold start: 65A/230VAC			
	Leakage Current	<2mA/240VAC			
Protection	Overload	>105% rated output power Protection type: Hiccup mode, recovers automatically after fault condition is removed			
	Over temperature	Overheat protection starts when temperature in transistor over 140℃ Recovers automatically after temperature is normal.			
Environment	Working temp.	-20~+50℃(Please refer to the attenuation curve)			
	Working humidity	20~90% RH,Non-condensing			
	Storage temp & hmdty	-40~+80℃			
	Temp. coefficient	±0.03%/℃ (0~50℃)			
Safety reg. & EMC (Note.6)	Vibration proof	10~500HZ,5G 10min/1 cycle, period for 60min. each along X、Y、Z axes			
	Safety regulation	GB195110.1-2004/IEC61347-1:2003 CE(EMC+LVD)			
	Voltage proof	I/P-O:1.5KVAC I/P-FG:1.5KVAC O/P-FG:0.5KVAC			
	Isolation resistance	I/P-O/P, I/P-FG,O/P-FG:100M Ohms/500VDC/25℃/70% RH			
	EMC irradiation	EN 55022A:2006;EN61000-3-2:1995+A2:2005			
Others	EMC disturbance	EN 61000-3-2:2006;			
	Dimensions	220*53*23mm(L*W*H)			
Remark	Packing	0.23kg/PCS;28PCS/6.5kg			
		1. Unless specially indicated, all data are taken under 230VAC input, rated load and 25℃ environment temp. 2. Ripple and noise: measured with a 12" double ripple cord connected in parallel with a 0.1μF and a 47 μF capacitor on 20MHz bandwidth. 3. Tolerance(Accuracy): including preset errors, linear adjustment rate and load adjustment rate. 4. Linear adjustment: taken under rated load from low voltage to high voltage. 5. Load adjustment: taken under 0~100% of rated load. 6. Power supply is taken as part of the whole system, and needs to be confirmed with terminal instruments for EMC.			

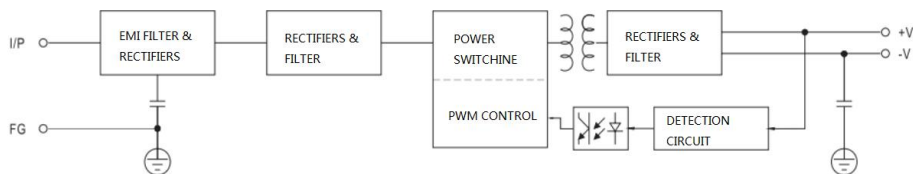
■ Appearance



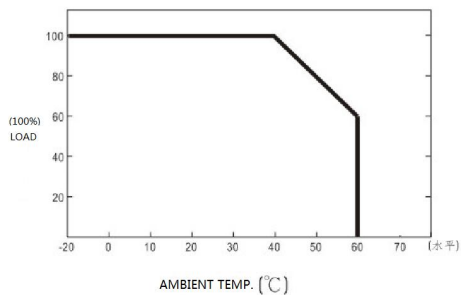
Definitionn the pin of the terminal

Pin number	Pin function
1	OUTPUT+
2	OUTPUT+
3	OUTPUT-
4	OUTPUT-
5	FG
6	AC/N
7	AC/L

■ Frame diagram



■ Derating curve



■ Static Characteristics

