

(Dimension)  
 L:160 mm  
 W:40 mm  
 H:30mm  
 Weight: 0.182Kg



■Applications

- .Industrial automation machinery
- .Mechanical,electrical equipment
- .LED slim lighting equipment
- .IT communication equipment
- .Aging equipment

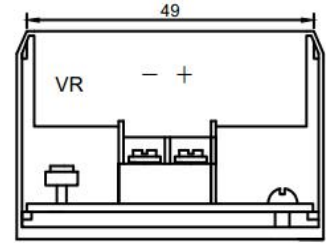
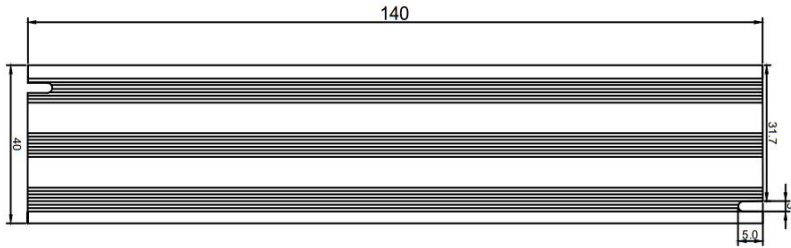
■Features

- Over-load,Over-voltage,Over-temperature
- cooling by free air convection
- 100% full load burn-in test
- Withstand 300VAC surge input for 5s
- No-load consumption<0.7W
- Working temperature up to 60℃
- High efficiency,long life,high reliability
- 5G vibration tested
- 2 years warranty
- LED indicator light

Specification

Product No.	SLR-60-12	SLR-60-24	
Output	DC voltage	12V	24V
	Rated Current	5A	2.5A
	Current Range	0-5A	0-2.5A
	Rated Power	60W	60W
	Ripple and Noise(Max)Note.2	150mVp-p	240mVp-p
	Voltage adjustment	10.8-13.2V	22-27.6V
	Voltage tolerance Note3	±1%	±1%
	Linear Regulation Note4	±0.5%	±0.5%
	Load Regulation Note5	±0.5%	±0.5%
	Setup and rise time	1000ms,30ms/230VAC 110V/30mS	
Hold up time (Typ)	50ms/230VAC 110V10mS		
Input	Voltage range	87-264VAC	
	Frequency range	50HZ	
	Efficiency (Typ)	80%	82%
	AC current (Typ)	0.92A/90V 0.38A/220V	
	Surge (Inrush) current (Typ)	Cold start: 65A/230VAC	
	Leakage Current	<2mA/240VAC	
Protection	Overload	>105% rated output power Protection type: Hiccup mode, recovers automatically after fault condition is removed	
	Over voltage	13.8V-16V	28V-32V
		Protection type: Recovers again by hand after close the output voltage	
	Over temperature	Overheat protection starts when temperature in transistor over 140℃ Recovers automatically after temperature is normal.	
Environment	Working temp.	-20~+60℃	
	Working humidity	20~90% RH,Non-condensing	
	Storage temp & hmdty	-40~+80℃	
	Temp. coefficient	±0.03%/℃ (0~50℃)	
	Vibration proof	10~500HZ,5G 10min/1 cycle, period for 60min. each along X、Y、Z axes	
Safety reg. & EMC (Note.6)	Safety regulation	GB195110.1-2004/IEC61347-1:2003 CE(EMC+LVD)	
	Voltage proof	I/P-O:1.5KVAC I/P-FG:1.5KVAC O/P-FG:0.5KVAC	
	Isolation resistance	I/P-O/P, I/P-FG,O/P-FG:100M Ohms/500VDC/25℃/70% RH	
	EMC irradiation	EN 55022A:2006;EN61000-3-2:1995+A2:2005	
	EMC disturbance proof	EN 61000-3-2:2006;	
Others	Dimensions	160x40x32mm(L*W*H)	
	Packing	0.176kg/PCS;100PCS/17.6kg	
Remark	1. Unless specially indicated, all data are taken under 230VAC input, rated load and 25℃ environment temp.		
	2.Ripple and noise: measured with a 12" double ripple cord connected in parallel with a 0.1μF and a 47 μF capacitor on 20MHz		
	3.Tolerance(Accuracy): including preset errors, linear adjustment rate and load adjustment rate.		
	4.Linear adjustment: taken under rated load from low voltage to high voltage.		
	5.Load adjustment: taken under 0~100% of rated load.		
	6. Power supply is taken as part of the whole system, and needs to be confirmed with terminal instruments for EMC.		

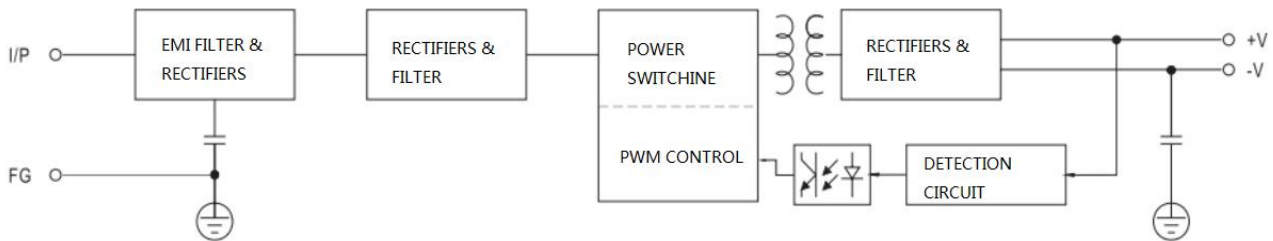
■ Appearance



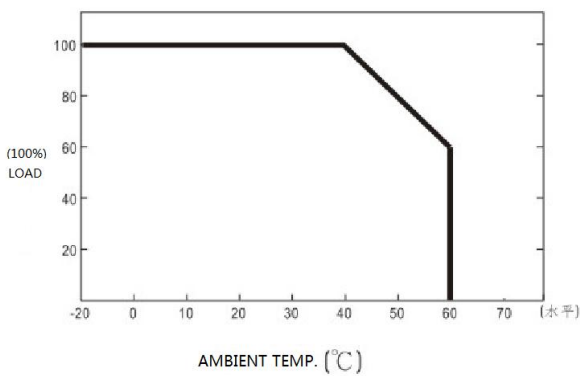
Terminal foot definition

Foot No.	Foot function
1	FG
2	AC/L
3	AC/N
4	OUTPUT +
5	OUTPUT -

■ Frame diagram



■ Derating curve



■ Static Characteristics

