




150W STANDARD SWITCHING POWER SUPPLY SINGLE OUTPUT



(Dimension)

L:200 mm

W:62 mm

H:31mm

Weight: 0.38Kg

Applications

- Industrial automation machinery
- Mechanical,electrical equipment
- LED slim lighting equipment
- IT communication equipment
- Aging equipment

Features

- Over-load,Over-temp. protection
- cooling by free air convection
- LED power indicator
- 100% full load burn-in test
- No-load consumption <0.7W
- Withstand 300VAC surge input for 5 seconds
- Working temperature up to 60°C
- 5G vibration tested
- High efficiency,long life,high reliability
- 2 years warranty

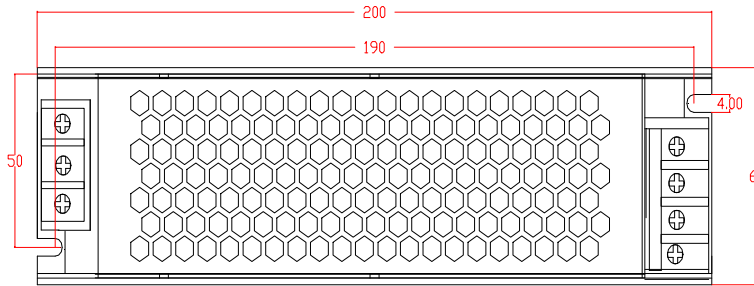
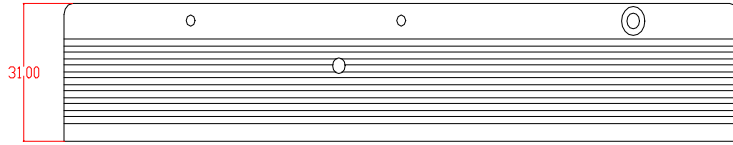


Specifications

Product No.		SLC-150-12	SLC-150-24			
Output	DC voltage	12V	24V			
	Rated Current	12.5A	6.3A			
	Current Range	0-12.5A	0-6.3A			
	Rated Power	150W	150W			
	Ripple and Noise(Max)Note.2	150mVp-p	240mVp-p			
	Voltage adjustment	10.8-13.2V	22-27.6V			
	Voltage tolerance Note3	±1%	±1%			
	Linear Regulation Note4	±0.5%	±0.5%			
	Load Regulation Note5	±0.5%	±0.5%			
	Setup and rise time	1000ms,30ms/230VAC 1000ms,30ms/110V				
Hold up time (Typ)	50ms/230VAC 10ms/115AC					
Input	Voltage range	AC 230±15%				
	Frequency range	50HZ/60HZ				
	Efficiency (Typ)	80%	81%			
	AC current (Typ)	1.4A/220V				
	Surge (Inrush) current (Typ)	Cold start: 65A/230VAC				
	Leakage Current	<2mA/240VAC				
Protection	Overload	>105% rated output power				
		Protection type: Hiccup mode, recovers automatically after fault condition is removed				
	Over temperature	Overheat protection starts when temperature in transistor over 140°C				
	Recovers automatically after temperature is normal.					
Environment	Working temp.	-20~+50°C (Please refer to the attenuation curve)				
	Working humidity	20~90% RH, Non-condensing				
	Storage temp & hmdty	-40~+80°C				
	Temp. coefficient	±0.03%/°C (0~50°C)				
	Vibration proof	10~500HZ,5G 10min/1 cycle, period for 60min, each along X、Y、Z axes				
Safety reg. & EMC (Note.6)	Safety regulation	GB195110.1-2004/IEC61347-1:2003 CE(EMC+LVD)				
	Voltage proof	I/P-O:1.5KVAC I/P-FG:1.5KVAC O/P-FG:0.5KVAC				
	Isolation resistance	I/P-O/P, I/P-FG,O/P-FG:100M Ohms/500VDC/25°C/70% RH				
	EMC irradiation	EN 55022A:2006;EN61000-3-2:1995+A2:2005				
Others	EMC disturbance proof	EN 61000-3-2:2006;				
	Dimensions	200*62*31(L*W*H)				
Packing		0.38kg/PCS;40PCS/17.2kg				
	Remark	<p>1. Unless specially indicated, all data are taken under 230VAC input, rated load and 25°C environment temp.</p> <p>2.Ripple and noise: measured with a 12" double ripple cord connected in parallel with a 0.1μF and a 47 μF capacitor on 20MHz bandwidth.</p> <p>3.Tolerance(Accuracy): including preset errors, linear adjustment rate and load adjustment rate.</p> <p>4.Linear adjustment: taken under rated load from low voltage to high voltage.</p> <p>5.Load adjustment: taken under 0~100% of rated load.</p> <p>6. Power supply is taken as part of the whole system, and needs to be confirmed with terminal instruments for EMC.</p>				

150W STANDARD SWITCHING POWER SUPPLY SINGLE OUTPUT

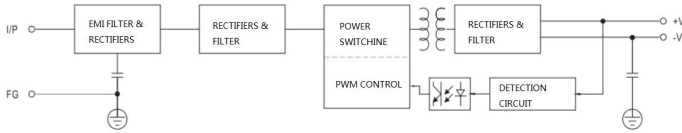
■ Appearance



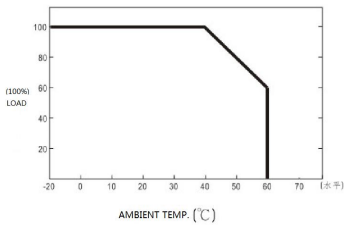
Definitionn the pin of the terminal

Pin number	Pin function
1	OUTPUT+
2	OUTPUT+
3	OUTPUT-
4	OUTPUT-
5	FG
6	AC/N
7	AC/L

■ Frame diagram



■ Derating curve



■ Static Characteristics

