



(Dimension)

L:190 mm

W:61 mm

H:39mm

Weight: 0.74Kg



CE **IP67**

■Applications

- .Industrial automation machinery
- .Mechanical,electrical equipment
- .IT communication equipment
- .Fully isolated plastic case
- .Aging equipment
- .LED strips lighting
- .Indoor and outdoor
- .IP67 LEVEL

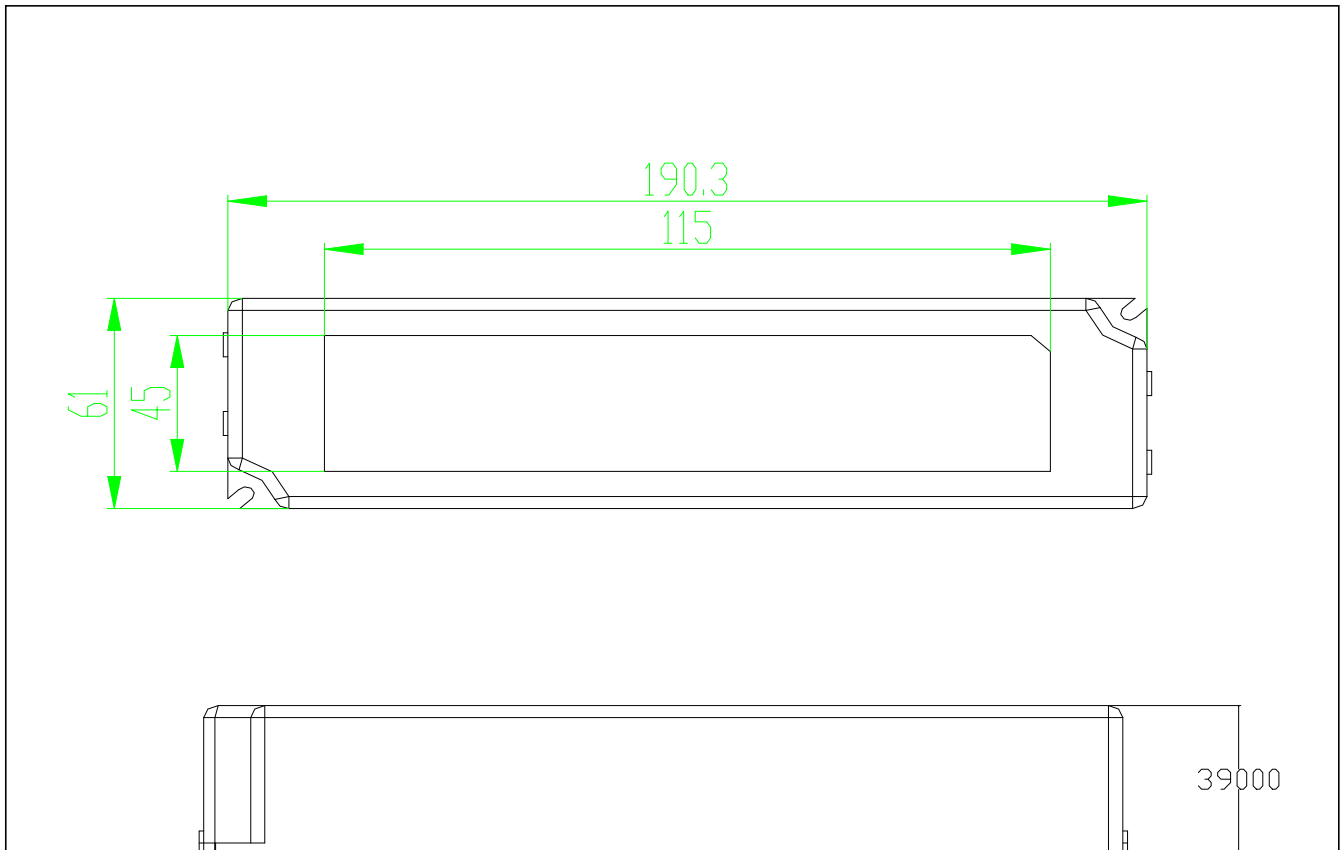
■Features

- .Over-load,Over-voltage,Over-temperature
- .cooling by free air convection
- .100% full load burn-in test
- .No-load consumption<1.2W
- .Withstand 300VAC surge input for 5s
- .Working temperature up to 60°C
- .5G vibration tested
- .High efficiency, long life span,high reliability
- .3 years warranty

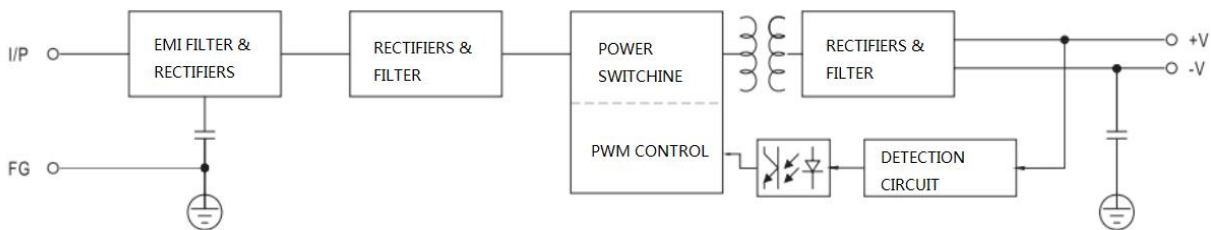
Specification

Product No.		PWP-150-12	PWP-150-24
Output	DC voltage	12V	24V
	Rated Current	12.5A	6.25A
	Current Range	0-12.5A	0-6.25A
	Rated Power	150W	150W
	Ripple and Noise(Max)Note.2	220mVp-p	250mVp-p
	Voltage adjustment	11.6-12.4v	23.3-24.4V
	Voltage tolerance Note3	±3%	±3%
	Linear Regulation Note4	±0.5%	±0.5%
	Load Regulation Note5	±2%	1.50%
	Setup and rise time	1000ms,30ms/230VAC 1000ms,30ms/110V	
Hold up time (Typ)	50ms/230VAC 10ms/115AC		
Input	Voltage range	110-264VAC	
	Frequency range	47-63HZ	
	Efficiency (Typ)	82%	84%
	AC current (Typ)	1.24A/110V 0.88A/220V	
	Surge (Inrush) current (Typ)	Cold start: 65A/230VAC	
	Leakage Current	<2mA/240VAC	
Protection	Overload	>105% rated output power Protection type: Hiccup mode, recovers automatically after fault condition is removed	
	Over voltage	13.8V-16V	28V-32V
	Over temperature	Protection type: Recovers again by hand after close the output voltage	
		Overheat protection starts when temperature in transistor over 140°C Recovers automatically after temperature is normal.	
Environment	Working temp.	-20~+60°C	
	Working humidity	20~90% RH,Non-condensing	
	Storage temp & hmdty	-40~+70°C	
	Temp. coefficient	±0.03%/°C (0~50°C)	
	Vibration proof	10~500HZ,5G 10min/1 cycle, period for 60min. each along X、Y、Z axes	
Safety reg. & EMC (Note.6)	Safety regulation	GB195110.1-2004/IEC61347-1:2003 CE(EMC+LVD)	
	Voltage proof	I/P-O:1.5KVAC I/P-FG:1.5KVAC O/P-FG:0.5KVAC	
	Isolation resistance	I/P-O/P, I/P-FG,O/P-FG:100M Ohms/500VDC/25°C/70% RH	
	EMC irradiation	EN 55015:2013+A1:2015; EN61547:2009	
	EMC disturbance proof	EN 61000-3-2:2014; EN 61000-3-3:2013	
Others	Dimensions	190*61*39(L*W*H)	
	Packing	0.74Kg	
Remark	1. Unless specially indicated, all data are taken under 230VAC input, rated load and 25°C environment temp.		
	2.Ripple and noise: measured with a 12" double ripple cord connected in parallel with a 0.1μF and a 47 μF capacitor on 20MHz		
	3.Tolerance(Accuracy):including preset errors, linear adjustment rate and load adjustment rate.		
	4.Linear adjustment: taken under rated load from low voltage to high voltage.		
	5.Load adjustment: taken under 0~100% of rated load.		
	6. Power supply is taken as part of the whole system, and needs to be confirmed with terminal instruments for EMC.		

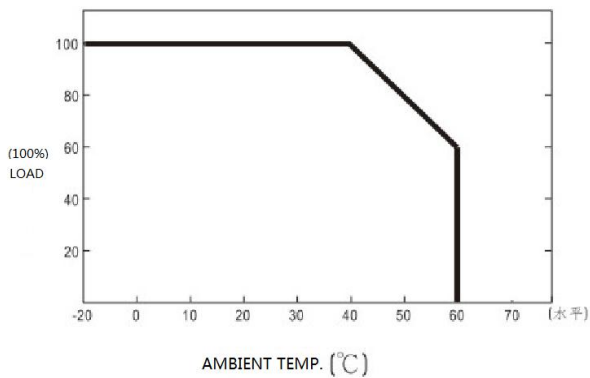
■ Appearance



■ Frame diagram



■ Derating curve



■ Static Characteristics

