



# 48W SINGLE OUTPUT PLASTIC CASE LED ADAPTER

## ■ Applications

- Industrial controlsystem
- Industrial automation machinery
- Mechanical and electrical equiprment
- Electronic instruments, equipments or apparatus
- LED Lighting Series

## ■ Features

- International broad voltage AC input
- Protection: short-circuit, overload,overheat
- 100% full-load aged
- 300VAC surge for 5 seconds withstandable
- Working temperature up to 60℃
- 5G vibration tested
- High efficiency, long life span, and high reliability
- 3 years warranty

Dimension

L:155mm

W:54 mm

H:30mm

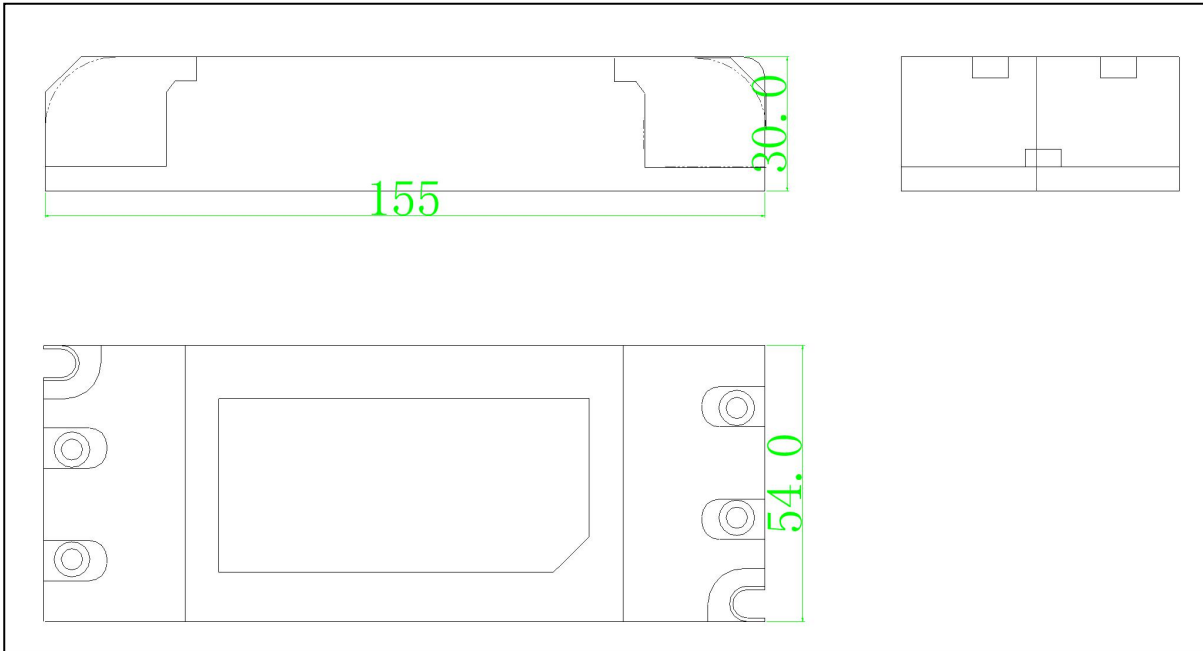
Weight: 0.18Kg



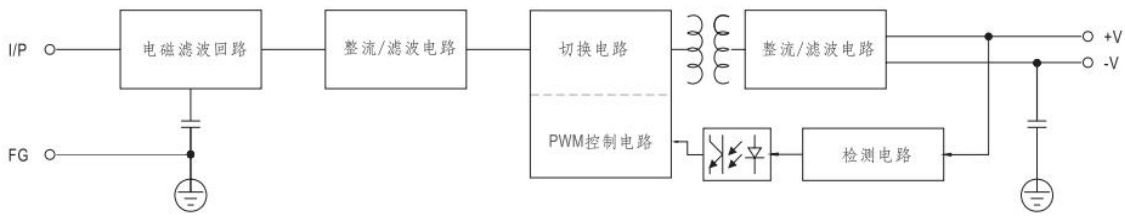
## Specifications

Product No.		NS-48-12	NS-48-24			
Output	DC voltage	12V	24V			
	Rated Current	4A	2A			
	Current Range	0-4A	0-2A			
	Rated Power	48W	48W			
	Ripple and Noise(Max)Note.2	150mVp-p	240mVp-p			
	Voltage adjustment	-	-			
	Voltage Accuracy Note3	±1%	±1%			
	Linear Adjustment Note4	-	-			
	Load Adjustment Note5	±0.5%	±0.5%			
	Start and rise time	1000ms,30ms/230VAC				
Hold time (Typ)	50ms/230VAC					
Input	Voltage range	AC 100-240V				
	Frequency range	47-63HZ				
	Efficiency (Typ)	80%	82%			
	AC current (Typ)	0.83A/100V 0.34A/220V				
	Surge current (Typ)	Cold Start: 65A/230VAC				
	Current leak	<2mA/240VAC				
Protection	Overload	Larger than 105% of capacity restoration after abnormity removed				
	Overvoltage					
	Overheat					
Environment	Working temp.	-20~+60℃(Refer to the tenuation curve)				
	Working humidity	20~90% RH, without condense				
	Storage temp & hmdty	-40~+80℃				
	Temp. coefficient	±0.03%/℃ (0~50℃)				
	Vibration proof	10~500HZ,5G 10min / cycle, X、Y、Z axes 60 min each				
Safety reg. & EMC (Note.6)	Safety regulation	GB195110.1-2004/IEC61347-1:2003 CE(EMC+LVD)				
	Voltage proof	I/P-O/P:1.5KVAC				
	insulation resistance	I/P-O/P:100M Ohms/500VDC/25℃/70% RH				
	EMC irradiation	EN 55022A:2006;EN61000-3-2:1995+A2:2005				
	EMC disturbance proof	EN 61000-3-2:2006;				
	Dimensions	155*54*30mm(L*W*H)				
	Packing	0.11kg/PCS;130PCS/14.32kg				
Notes:	1.Unless specially indicated, all data are taken under 230VAC input, rated load and 25℃ environment temp. 2.Ripple and noise: measured with a 12" double ripple cord connected in parallel with a 0.1μF and a 47 μF capacitor on 20MHz bandwidth. 3.Accuracy: including preset errors, linear adjustment rate and load adjustment rate. 4.Linear adjustment: taken under rated load from low voltage to high voltage. 5.Load adjustment: taken under 0~100% of rated load. 6. Power supply is taken as part of the whole system and needs to be confirmed with terminal instruments for EMC.					

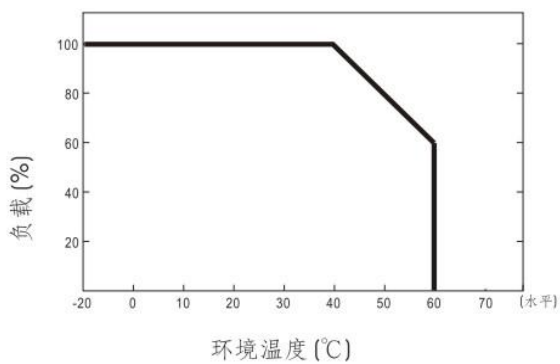
## ■ Appearance



## ■ Frame diagram



## ■ Tenuation curve



## ■ Static property curve

