



150W RAINROOF SWITCHING POWER SUPPLY SINGLE OUTPUT

ERP-150 series

(Dimension)
 L:207 mm
 W:74mm
 H:42mm
 Weight: 0.48Kg



■Applications

- .Industrial automation machinery
- .Mechanical,electrical equipment
- .LED slim lighting equipment
- .IT communication equipment
- .Aging equipment

■Features

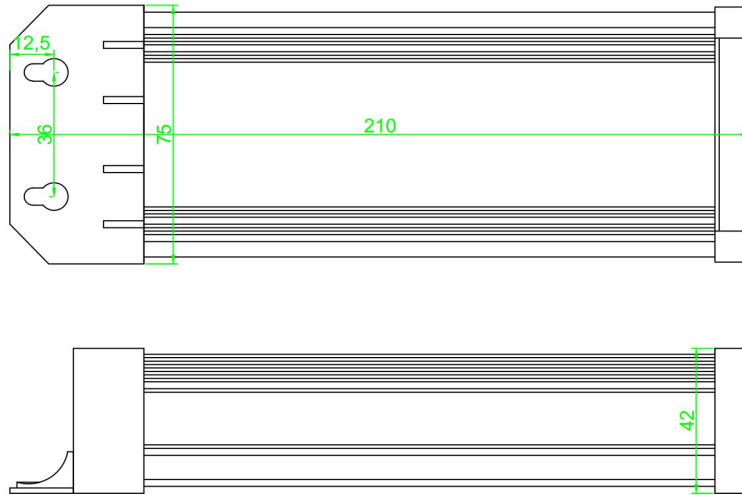
- .Over-load,Over-temp. protection
- .cooling by free air convection
- .LED power indicator
- .100% full load burn-in test
- .No-load consumption < 1.5W
- .Withstand 300VAC surge input for 5 seconds
- .Working temperature up to 60°C
- .5G vibration tested
- .High efficiency,long life,high reliability
- .2 years warranty



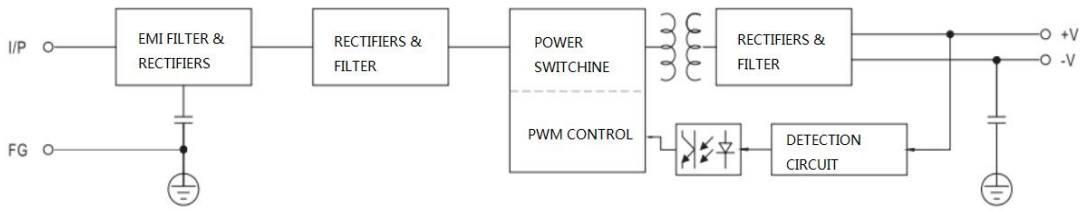
Specifications

Product No.		ERP-150-12	ERP-150-24			
Output	DC voltage	12V	24V			
	Rated Current	12.5A	6.3A			
	Current Range	0-12.5A	0-6.3A			
	Rated Power	150W	150W			
	Ripple and Noise(Max)Note.2	150mVp-p	240mVp-p			
	Voltage	10.8-13.2V	22-27.6V			
	Voltage tolerance	±1%	±1%			
	Linear Regulation	±0.5%	±0.5%			
	Load Regulation	±0.5%	±0.5%			
	Setup and rise	1000ms,30ms/230VAC 1000ms,30ms/110V				
Hold up time	50ms/230VAC 10ms/115AC					
Input	Voltage range	100-240VAC				
	Frequency range	47-63HZ				
	Efficiency (Typ)	80%	82%			
	AC current	1.75A/176V 1.42A/220V				
	Surge (Inrush)	Cold start: 65A/230VAC				
	Leakage Current	<2mA/240VAC				
Protection	Overload	>105% rated output power				
	Overvoltage	Protection type: Hiccup mode, recovers automatically after fault condition is removed				
Environment	Working temp.	-20~+60°C (Please refer to the attenuation curve)				
	Working humidity	20~90% RH, Non-condensing				
	Storage temp &	-40~+80°C				
	Temp. coefficient	±0.03%/°C (0~50°C)				
	Vibration proof	10~500HZ,5G 10min/1 cycle, period for 60min. each along X、Y、Z axes				
Safety reg. & EMC (Note.6)	Safety regulation	GB195110.1-2004/IEC61347-1:2003 CE(EMC+LVD)				
	Voltage proof	I/P-O:1.5KVAC I/P-FG:1.5KVAC O/P-FG:0.5KVAC				
	Isolation resistance	I/P-O/P, I/P-FG,O/P-FG:100M Ohms/500VDC/25°C/70% RH				
	EMC irradiation	EN 55022A:2006;EN61000-3-2:1995+A2:2005				
	EMC disturbance	EN 61000-3-2:2006;				
Others	Dimensions	207*74*42mm(L*W*H)				
	Packing	0.48kg/PCS;40PCS/19.2kg				
Remark	1. Unless specially indicated, all data are taken under 230VAC input, rated load and 25°C environment temp. 2. Ripple and noise: measured with a 12" double ripple cord connected in parallel with a 0.1μF and a 47 μF capacitor on 20MHz 3. Tolerance(Accuracy): including preset errors, linear adjustment rate and load adjustment rate. 4. Linear adjustment: taken under rated load from low voltage to high voltage. 5. Load adjustment: taken under 0~100% of rated load. 6. Power supply is taken as part of the whole system, and needs to be confirmed with terminal instruments for EMC.					

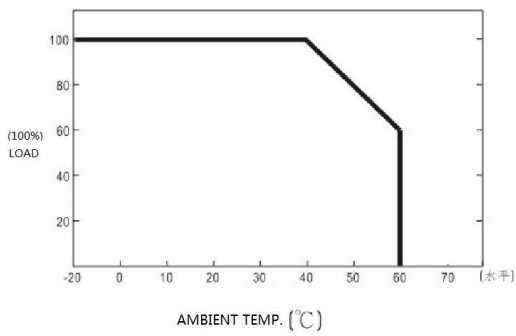
■ Appearance



■ Frame diagram



■ Derating curve



■ Static Characteristics

