



48W POWER ADAPTER SINGLE OUTPUT DA-48 Series



■Applications

- .Industrial automation machinery
- .Industrial control system
- .Testing and measuring instruments
- .Household appliances
- .Led lighting appliances
- .Aging equipment
- .IT communication equipment

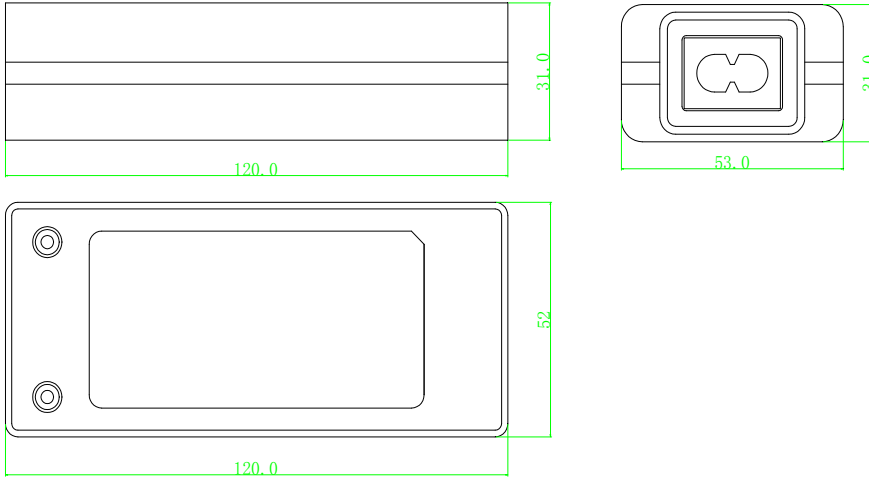
■Features

- Universal input voltage
- Protection: short-circuit, overload
- 100% full-load aged
- Withstand 300VAC surge input for 5 seconds
- 20~+60℃ Working temperature
- 5G vibration tested
- High efficiency, long life span, and high reliability
- 3 years warranty

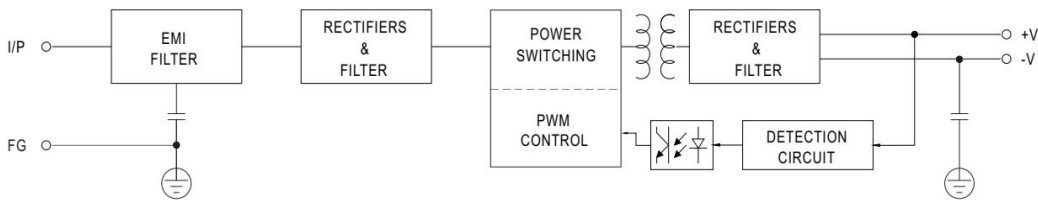
Specifications

Product No.		DA-48-12	DA-48-24			
Output	DC voltage	12V	24V			
	Rated Current	4A	2A			
	Current Range	0-4A	0-2A			
	Rated Power	48W	48W			
	Ripple and Noise(Max)Note.2	150mVp-p	240mVp-p			
	Voltage adjustment					
	Voltage Accuracy Note3	±1%	±1%			
	Linear Adjustment Note4	±0.5%	±0.5%			
	Load Adjustment Note5	±0.5%	±0.5%			
	Start and rise time	1000ms,30ms/230VAC 1000ms,30ms/110V				
Hold time (Typ)	50ms/230VAC 10ms/115AC					
Input	Voltage range	100-240V				
	Frequency range	50-60Hz				
	Efficiency (Typ)	80%	82%			
	AC current (Typ)	0.8A/90V 0.33A/220V				
	Surge current (Typ)	Cold Start: 65A/230VAC				
	Current leak	<2mA/240VAC				
Protection	Overload	>105% rated output power				
		Protection type : Hiccup mode, recovers automatically after fault condition is removed				
	Overvoltage					
	Overheat					
Environment	Working temp.	-20~+60℃ (Refer to the tenuation curve)				
	Working humidity	20~90% RH, without condense				
	Storage temp & hmdty	-40~+80℃				
	Temp. coefficient	±0.03%/℃ (0~50℃)				
	Vibration proof	10~500HZ,5G 10min / cycle, X、Y、Z axes 60 min each				
Safety reg. & EMC (Note.6)	Safety regulation	GB195110.1-2004/IEC61347-1:2003 CE(EMC+LVD)				
	Voltage proof	I/P-O:1.5KVAC I/P-FG:1.5KVAC O/P-FG:0.5KVAC				
	insulation resistance	I/P-O/P, I/P-FG,O/P-FG:100M Ohms/500VDC/25℃/70% RH				
	EMC irradiation	EN 55032A:2006;EN61000-3-2:1995+A2:2005				
	EMC disturbance proof	EN 61000-3-2:2006;				
	Dimensions	120*53*31mm				
	Packing	0.25Kg/PCS;50PCS/12.5kg				
Notes:	1. All parameters NOT specially mentioed are measured at 230VAC input, rated load and 25℃ of ambient temperature. 2.Ripple and noise are measured at 20MHz bandwidth by using a 12" twisted pair-wire terminated with a 0.1μF and a 47 μF parallel capacitor. 3.Accuracy: including preset errors, linear adjustment rate and load adjustment rate. 4.Linear adjustment: taken under rated load from low voltage to high voltage. 5.Load adjustment: taken under 0~100% of rated load. 6. The power supply is taken as part of the whole system, and needs to be confirmed with final equipment for EMC.					

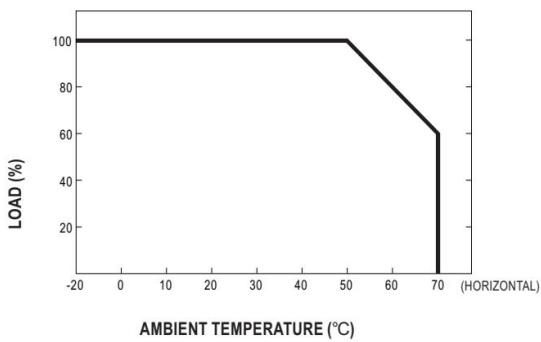
■ Mechanical Specification



■ Block Diagram



■ Derating Curve



■ Output Derating VS Input Voltage

